

Pedal-Übungen.

Erklärung der Pedalbezeichnungen.

1: Spitze des rechten Fußes.
a: Spitze des linken Fußes.
2: Absatz des rechten Fußes.
b: Absatz des linken Fußes.

3: Mitte des rechten Fußes.
c: Mitte des linken Fußes.
11, aa: Gleiten mit der Spitze von einer Taste zur andern.
12, 1a, ab etc.: Wechsel ohne Anschlag.

1. Einfacher Wechsel der Spitze der Füße.

Christian Heinrich Rinck
Op. 55 Band 1 Teil 2 Nr. 1-86

The image displays 15 numbered exercises for pedal exercises in bass clef. Each exercise is written on a single staff with a bass clef and a double bar line at the end. The exercises are as follows:

- 1.** A sequence of quarter notes: C2, D2, E2, F2, G2, A2, B2, C3, D3, E3, F3, G3, A3, B3, C4. Pedal markings: a, 1, a, 1, a, 1, a, 1, a, 1, a, 1, a, 1, a.
- 2.** A sequence of quarter notes: C2, D2, E2, F2, G2, A2, B2, C3, D3, E3, F3, G3, A3, B3, C4. Pedal markings: a, 1, a, 1, a, 1, a, 1, a, 1, a, 1, a, 1, a.
- 3.** A sequence of quarter notes: C2, D2, E2, F2, G2, A2, B2, C3, D3, E3, F3, G3, A3, B3, C4. Pedal markings: a, 1, a, 1, a, 1, a, 1, a, 1, a, 1, a, 1, a.
- 4.** A sequence of quarter notes: C2, D2, E2, F2, G2, A2, B2, C3, D3, E3, F3, G3, A3, B3, C4. Pedal markings: a, a, 1, a, 1, a, 1, a, 1, a, 1, a, 1, a, 1.
- 5.** A sequence of quarter notes: C2, D2, E2, F2, G2, A2, B2, C3, D3, E3, F3, G3, A3, B3, C4. Pedal markings: a, 1, a, 1, a, 1, a, 1, a, 1, a, 1, a, 1, a.
- 6.** A sequence of quarter notes: C2, D2, E2, F2, G2, A2, B2, C3, D3, E3, F3, G3, A3, B3, C4. Pedal markings: a, 1, a, 1, a, 1, a, 1, a, 1, a, 1, a, 1, a.
- 7.** A sequence of quarter notes: C2, D2, E2, F2, G2, A2, B2, C3, D3, E3, F3, G3, A3, B3, C4. Pedal markings: a, 1, a, 1, a, 1, a, 1, a, 1, a, 1, a, 1, a.
- 8.** A sequence of quarter notes: C2, D2, E2, F2, G2, A2, B2, C3, D3, E3, F3, G3, A3, B3, C4. Pedal markings: a, 1, a, 1, a, 1, a, 1, a, 1, a, 1, a, 1, a.
- 9.** A sequence of quarter notes: C2, D2, E2, F2, G2, A2, B2, C3, D3, E3, F3, G3, A3, B3, C4. Pedal markings: 1, a, 1, a, 1, a, 1, a, 1, a, 1, a, 1, a, a.
- 10.** A sequence of quarter notes: C2, D2, E2, F2, G2, A2, B2, C3, D3, E3, F3, G3, A3, B3, C4. Pedal markings: a, 1, a, 1, a, 1, a, 1, a, 1, a, 1, a, 1, a.
- 11.** A sequence of quarter notes: C2, D2, E2, F2, G2, A2, B2, C3, D3, E3, F3, G3, A3, B3, C4. Pedal markings: 1, a, 1, a, 1, a, 1, a, 1, a, 1, a, 1, a, a.
- 12.** A sequence of quarter notes: C2, D2, E2, F2, G2, A2, B2, C3, D3, E3, F3, G3, A3, B3, C4. Pedal markings: a, 1, a, 1, a, 1, a, 1, a, 1, a, 1, a, 1, a.
- 13.** A sequence of quarter notes: C2, D2, E2, F2, G2, A2, B2, C3, D3, E3, F3, G3, A3, B3, C4. Pedal markings: 1, a, 1, a, 1, a, 1, a, 1, a, 1, a, 1, a, a.
- 14.** A sequence of quarter notes: C2, D2, E2, F2, G2, A2, B2, C3, D3, E3, F3, G3, A3, B3, C4. Pedal markings: a, 1, a, 1, a, 1, a, 1, a, 1, a, 1, a, 1, a.
- 15.** A sequence of quarter notes: C2, D2, E2, F2, G2, A2, B2, C3, D3, E3, F3, G3, A3, B3, C4. Pedal markings: a, 1, a, 1, a, 1, a, 1, a, 1, a, 1, a, 1, a.

2. Ablösung der Spitze des einen Fußes durch die Spitze des anderen auf der gleichen Taste.

27.

a 1 a 1 a 1 a 1 a 1 a 1 a 1 a 1 a 1 a 1 a

28.

1 a 1 a 1 a 1 a 1 a 1 a 1 a 1 a 1 a 1 a

29.

a 1 a 1 a 1 a 1 1 a 1 a 1 1 a 1 a 1

30.

a la 1 a la 1 a la 1 a 1 a

31.

a al a 1 al a 1 al a 1 al a 1

32.

1 la 1 a la 1 a la 1 a la 1 a la 1 a la 1 a

33.

1 al a 1 al a 1 al a 1 al a 1 al a 1 al a 1

34.

a la la la 1 la la la a la la 1 a

46.

1 a 1 a 1 a 1 a 1 a 1 a 1 a 1 a 1 a 1 a 1 a 1 a 1 a 1 a 1 a 1 a 1 a 1 a 1 a 1

47.

a 1 a 1 a 1 a 1 a 1 a 1 a 1 a 1 a 1 a 1 a 1 a 1 a 1 a 1 a 1 a 1 a 1 a 1 a 1

48.

a 1 a 1 a 1 a 1 a 1 a 1 a 1 a 1 a 1 a 1 a 1 a 1 a 1 a 1 a 1 a 1 a 1 a 1 a 1

49.

a 1 a 1 a 1 a 1 a 1 a 1 a 1 a 1 a 1 a 1 a 1 a 1 a 1 a 1 a 1 a 1 a 1 a 1 a 1

50.

1 a b 1 a 1

51.

a 1 a 1 a 1 a 1 a 1 a 1 a 1 a 1 a 1 a 1 a 1 a 1 a 1 a 1 a 1 a 1 a 1 a 1 a 1

52.

a b a b a b a b

53.

2 1 2 1 2 1 2 1

54.

b a b a b 2 1 2 1 2 1 2 1

55.

1 2 1 2 1 2 1 2 b a b a b

4. Absatz.

56. 57. 58.

1 2 1 2 1 2 1 2 b a b a b a b a 1 2 1 a 1 2 1 a 1 2 1 a 2 1 2 a

59. 60.

a 1 2 1 a 1 2 1 a 1 2 1 a 1 2 1 a 1 2 1 a 2 1 2 a 2 1 2

61.

1 a 1 a 2 1 2 a 2 1 2 a 1 2 1 a 1 a 1 a 2 1 2 1 2 a 1 a 1

62.

a 1 2 1 a 1 a 1 a 2 1 2 a 1 a 1 a 2 1 2 a 1 a 1 a 2 1 2 a 1 a 1 a

63.

1 a 2 1 2 a 2 1 2 a 2 1 2 a 2 1 2 a 2 1 2 a 2 1 2

64.

a 1 2 a b a b b a b a b a b a a b

65.

66.

67.

68.



5. Die Mitte des Fußes.


(Ballen, kleine Zehe.)

69.  70. 

6. Schleifen (Streichen).

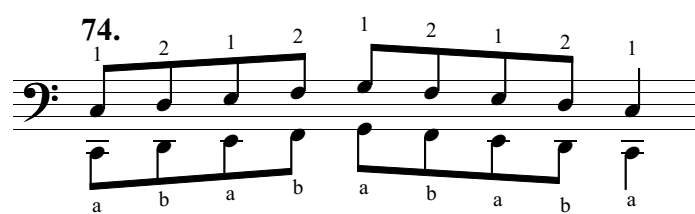
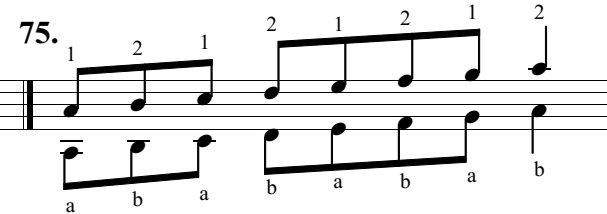

mit der Spitze von einer Taste zur folgenden.

71.  72. 


73. 


7. Zwei- und mehrstimmige Pedal-Tonsätze.


(Sind nur selten anzuwenden und dann nur mit höheren Stimmen.)


74.  75.  76. 


77. 


78. 


79. 


80. 

81. 

82. 

83. 

84. 

85. 

86. 